


**INTERPARK**   
S.p.A.



**ROLLER COASTER**



Our coasters drive  
first of all on the rails of your saving  
and your profit.



All the cars lights are merely ornamental and they do not light up

# COASTER



Standard car



Dream car



Zeta car



America car

Super cyclon



Jumbo coaster



Panoramic view



# ROLLER COASTER



On top detail

Coaster on trailer



**INTERPARK** S.p.A.  
I 41057 SPILAMBERTO (MODENA) ITALY - PHONE (00) 39.59. 785 000 - FAX (00) 39.59. 78 22 11

Safety, creative imagination, quality the very real materials our coasters are manufactured of

# ROLLER COASTER



The station



Blocking bolts hinged into the rail



The cyclon

Adjustable distance rod




The lifting ramp



Entrance ramp



The station by night



Brakes



Adjustable basic feet



Drive motor located on the ground

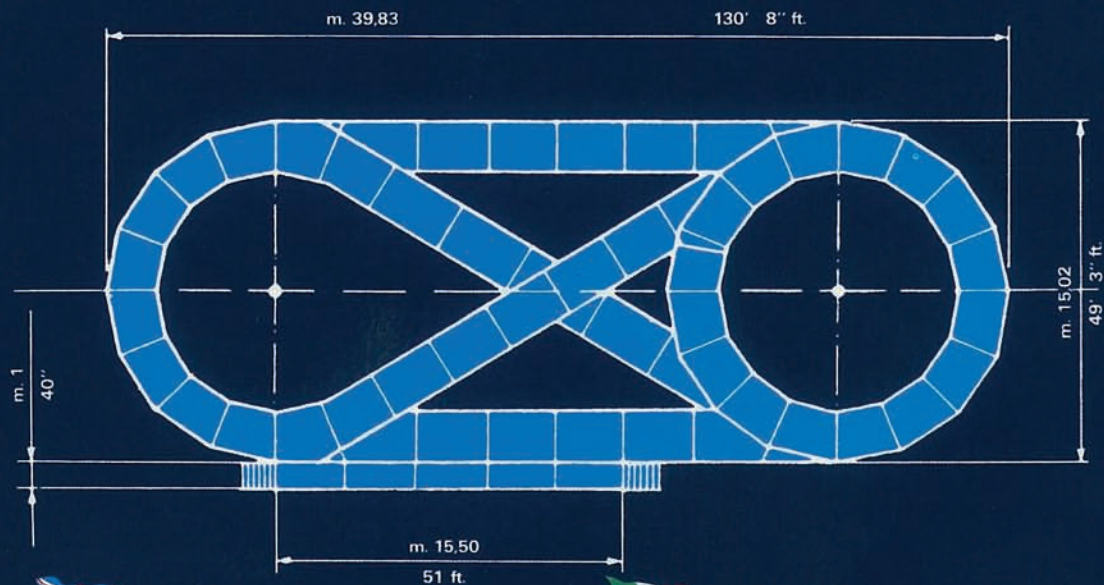


Kick-off

# ROLLER COASTER



## ROLLER COASTER CICLONE 40 mt.



HEIGHT: 33 ft.  
 TRACK LENGTH: 1,100 ft.  
 RIDING TIME: 1 minut 20 seconds (average)  
 CARS: 6 at 4 seats  
 CAPACITY: about 900 per hour  
 POWER Kw.: 14 for lighting + 10 for motors  
 WEIGHT: 88,000 about  
 VOLUME: 210 mc. (nr. 4 trailers)  
 CONSTRUCTION: all steel, fiberglass pannels, aluminum loading ramps and inox  
 On request we supply trailer mounted station.  
*INTERPARK S.r.l. reserves the right to vary the above-said characteristics without notice.*



ALTEZZA: m. 10,00 piano rotaia  
 LUNGHEZZA PERCORSO: m. 335  
 TEMPO DI PERCORSO: 1 minuto e 20 secondi  
 N. VETTURE: 6 a 4 posti  
 CAPACITÀ: circa 900 persone ora  
 POTENZA in Kw.: 14 di illumin. e 10 per motori  
 PESO: 40.000 Kg. circa  
 VOLUME: 210 mc. (nr. 4 semirimorchi)  
 COSTRUZIONE: acciaio, vetroresina e pedane in alluminio e inox.  
*La INTERPARK S.r.l. si riserva di modificare senza preavviso le caratteristiche suddette.*



ALTURA: mt. 10,00 a lo nivel de la carrilada  
 LONGITUD. CARRERA: mt. 335  
 TIEMPO MEDIO CARRERA: 1 minuto y 20 segundos  
 COCHES: nr. 6 a quatro asientos  
 CAPACIDAD: aproximadamente 900 personas cada hora  
 POTENCIA in Kw: 14 de iluminación y 10 de fuerza motora.  
 PESO: 40.000 Kg. aproximadamente  
 VOLUMEN: 210 mc.  
 CONSTRUCCION: acero, fibra de vidrio, aluminio, acero inoxidable.



HAUTEUR: mt. 10,00 au niveau du rail  
 LONGUEUR DU PARCOURS: mt. 335  
 TEMPS MOYEN du PARCOURS: 1 minute et 20 secondes  
 VOITURES: nr. 6 a quatre places  
 CAPACITÉ: 900 personnes environ chaque heure  
 PUISSANCE in Kw.: 14 pour l'éclairage et 10 pour la force motrice.  
 POIDS: 40.000 Kg. environ  
 VOLUME: 210 mc.  
 CONSTRUCTION: acier, fibre de verre, inox et aluminium.

**INTERPARK** S.r.l.

I 41057 SPILAMBERTO (MODENA) ITALY - PHONE (00) 39.59. 785 000 - FAX (00) 39.59. 78 22 11